





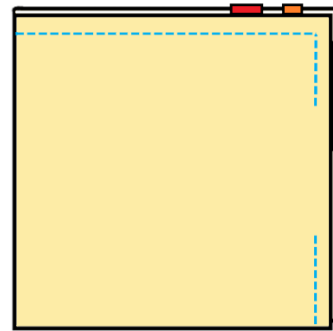
*Make some cute, chicken bean bags for an
Easter gift...*



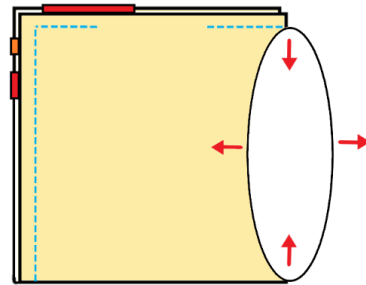
Use the template above to cut felt features, and then sew these on a piece of white fabric 23 cm x 13 cm like in the picture below.



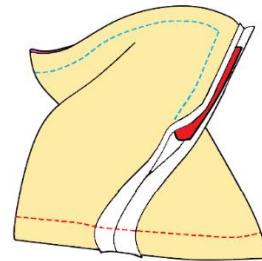
Fold the fabric in half, right sides facing, and sew along two of the open edges, leaving a gap in one side. The open edge should be the one with no felt features.




Flatten the open edge, so the seam is in the centre, and sew along this side.



Turn the right way around and fill with rice or lentils.



You could also add a bit of toy stuffing if you want this to be softer.



Hand stitch the gap closed, then sew on two tiny buttons for eyes.

